



Pathways Conference, 8 November 2016

Never the twain shall meet?

Bridging the Indigenous-Migration research divide

Associate Professor Tahu Kukutai
National Institute of Demographic and Economic Analysis
The University of Waikato



Separate spheres in the CANZSUS states

Biculturalism
Indigenous Affairs

Integration
Adaptation

Closing Gaps
Prevention

Multiculturalism
Diversity






The act (or art?) of forgetting

1907 cartoon



THE YELLOW PERIL.



‘the nation-state to which an immigrant seeks membership relies tacitly on the dispossession of already existing populations’ (Volpp 2015, p. 292).



Research assumptions: 'host' society

Migrant focus

(1) Mode of Incorporation

Open to migration

Mostly voluntary minority

Citizenship

(2) Process of change

Change occurs in 2nd gen.

Assimilation voluntary and spontaneous

(3) Rights claims

Settler pop. 'mainstream' is the host

Ethnic preservation a civil right

Fair representation

Indigenous focus

Closed to migration

Involuntary minority

Colonisation

Unclear what constitutes the 2nd gen.

Group-level assimilation sponsored by state

Indigenous peoples are the host

Ethno-cultural preservation a sovereign right

Self-determination



Policy approaches : Immigration

Preamble

HER MAJESTY VICTORIA
Queen of the United Kingdom of
Great Britain and Ireland
regarding with Her Royal favour
the Native Chiefs and Tribes of
New Zealand and anxious to
protect their just Rights and
Property and to secure to them
the enjoyment of Peace and Good
Order has deemed it necessary in
consequence of the great number
of Her Majesty's Subjects who
have already settled in New
Zealand and the rapid extension
of Emigration both from Europe
and Australia which is still in
progress to constitute and appoint
a functionary properly authorised
to treat with the Aborigines of
New Zealand for the recognition
of Her Majesty's Sovereign
authority over the whole or any
part of those islands - Her Majesty
therefore being desirous to
establish a settled form of Civil
Government with a view to avert
the evil consequences which must
result from the absence of the
necessary Laws and Institutions
alike to the native population and
to Her subjects has been
graciously pleased to empower
and to authorise me William


©NIDEA

“Maori see the Treaty of Waitangi as forming the first immigration policy, allowing in British citizens. Thereafter, no consultation with Maori regarding immigration policy diversification has occurred. This issue remains unresolved” (Cruickshank, 2014, p. 14).





Symbols of nationhood and partnership: Rhetoric or real?



‘Let the Auckland Harbour Bridge stand as a symbol of our nationhood by flying the Māori flag alongside the New Zealand flag every day of the year’. (Annabel Lee in *Metro*, 18/2/16)



Shortcomings of 'separate spheres'

- at odds with changing demography
- maintains Anglocentric vision of national belonging
- no recognition of indigenous dispossession, indigenous rights, ongoing colonialism
- barrier to genuine indigenous-migrant engagement



Opportunities: Aotearoa as a living lab

- Indigenous ‘majority minority’
- High share of migrants (25% OS-born) vs traditional countries of migration (US 13%; Canada 21%)
- Very rapid migrant-driven diversification
- ‘Super diverse’ Auckland (40% OS-born)
- Regional segmentation in diversity, Maori %, human capital ...

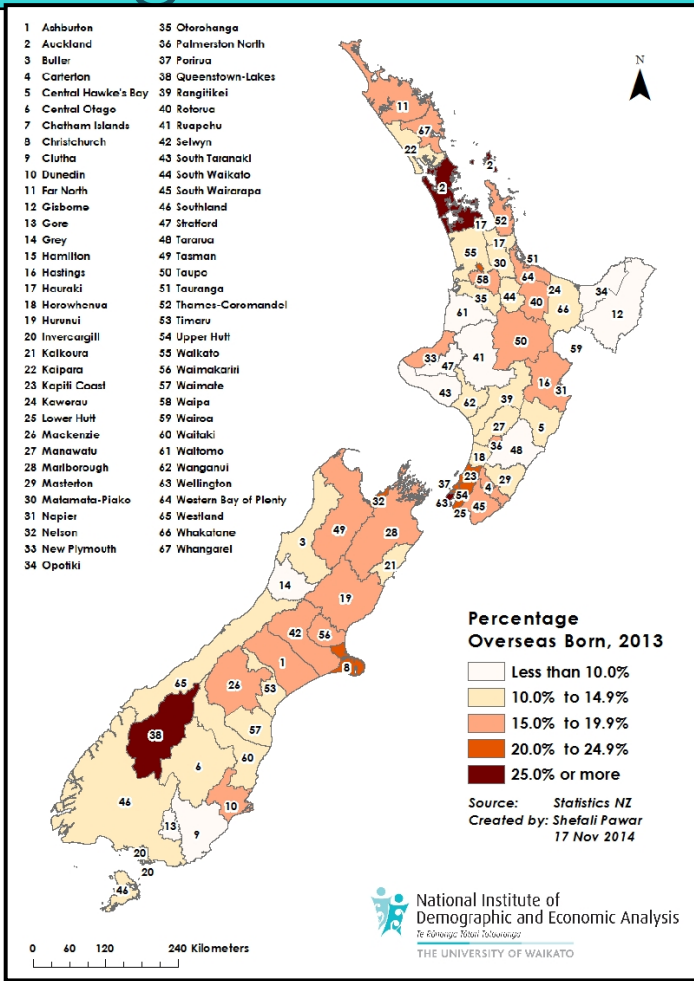


Ethnic futures in Aotearoa

Level 1 major ethnic group	2013 % of total NZ pop.	Projected 2038 % of total NZ pop.
European or 'Other'	74.6	65.6
Māori	15.6	19.5
Asian	12.2	20.9
Pacific peoples	7.8	10.9
MELAA	(1.2)	...
Total	110.2	116.9



Regional variation in migrant diversity



High migrant share:

Auckland	39.1
Qtown-Lakes	32.3
Wellington	30.7
Porirua	24.8
Hamilton	24.0

Low migrant share:

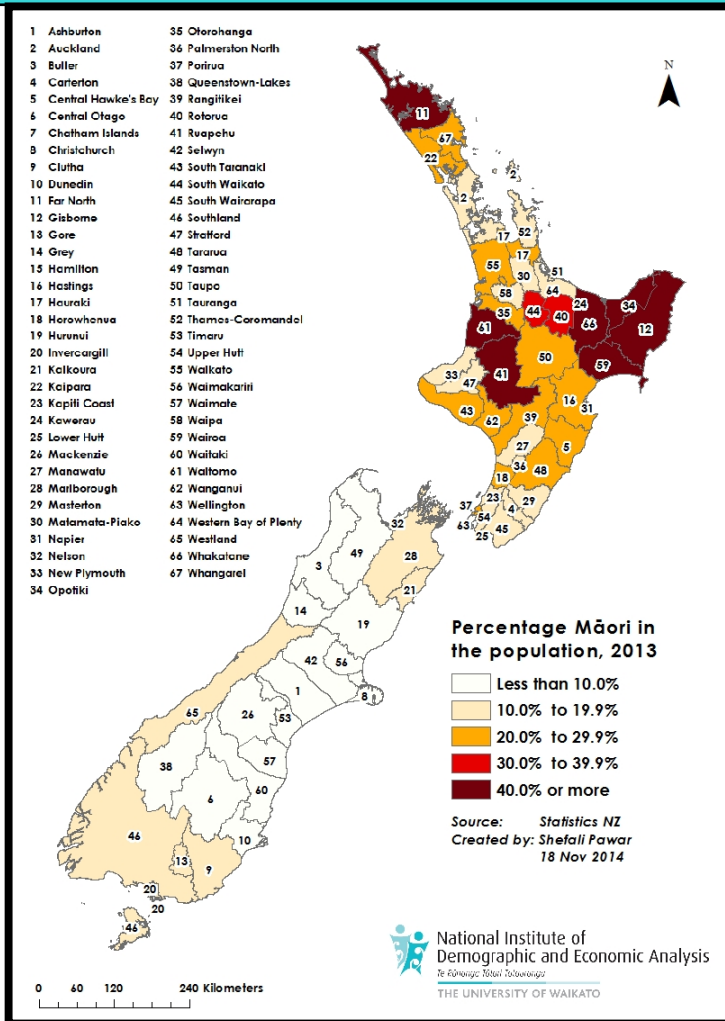
Wairoa	6.1
S. Taranaki	7.7
Gore	7.8
Opotiki	7.9
Taranua	8.3

NZ 25.2

Source: 2013 NZ Census of Population & Dwellings



Maori visibility



High per cent Maori:

Wairoa	62.9
Kawerau	61.7
Opoiki	60.6
Gisborne	48.9
Far North	44.5

Low per cent Maori:

Qtown-Lakes	5.4
Waimate	6.3
Waitaki	6.5
Mackenzie	6.7
Selwyn	7.0

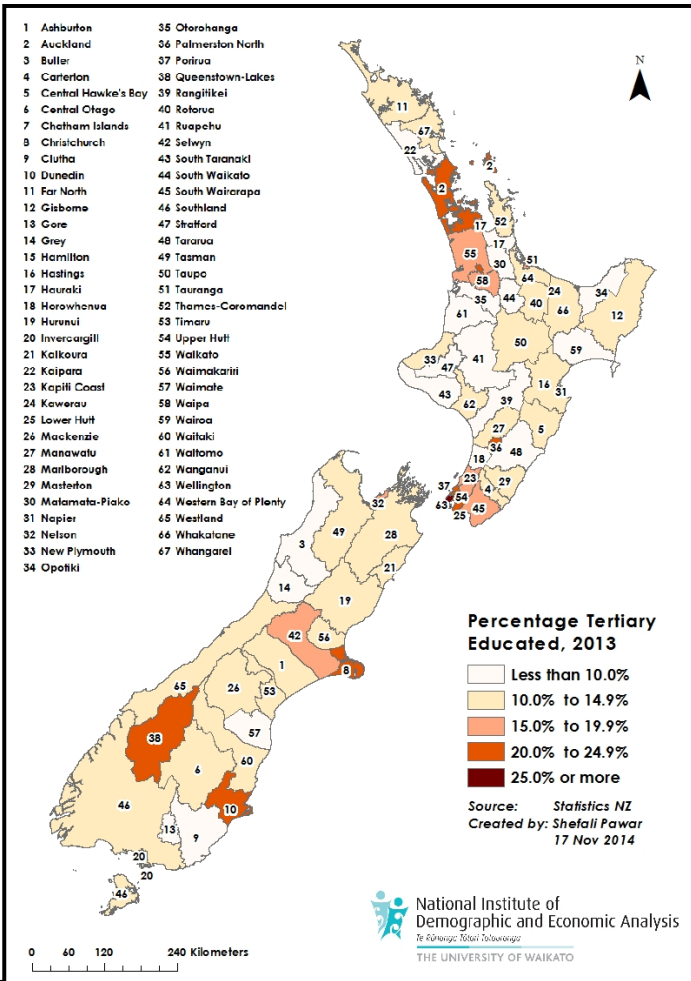
NZ

14.9

Source: 2013 NZ Census of Population and Dwellings



Human capital (At least Bachelor's)



High education:

Wellington	40.6
Auckland	24.7
Qtown-Lakes	24.6
Dunedin	22.7
Hamilton	22.6

Low education:

Kawerau	6.3
Wairoa	7.2
Hauraki	7.4
S. Taranaki	7.5
Stratford	8.0

NZ

20.0

Source: 2013 NZ Census of Population and Dwellings



How accepting of diversity? Ethnicity

Acceptance of diversity	Ethnicity (Level 1)			
	Euro.	Maori	Pacific	Asian
Feeling comfortable/very comfortable about a new neighbour who was ...				
from a religious minority	75.9	74.8	79.9	75.6
gay/lesbian/bisexual/transgender	77.1	77.9	67.4	66.1
a racial/ethnic minority	76.3	69.8	67.8	73.6
had a mental illness	53.4	59.2	49.6	39.6
a new migrant	75.9	73.3	74.7	81.6

Source: NZ General Social Survey 2014



How accepting of diversity? Region

Feeling comfortable/very comfortable about a new neighbour who was ...	Region					
	Auck.	Well.	Nth/BoP /Gis.	Rest of NI	Cant.	Rest of SI
from a religious minority	77.7	77.5	71.7	74.2	77.4	75.4
gay/lesbian/bisexual/transgender	73.9	77.2	75.6	72.3	78.2	77.6
a racial/ethnic minority	75.6	77.8	71.0	70.3	78.2	77.3
had a mental illness	45.0	55.0	51.8	51.5	59.3	60.4
a new migrant	77.2	76.9	73.0	73.5	79.9	78.1

Source: NZ General Social Survey 2014



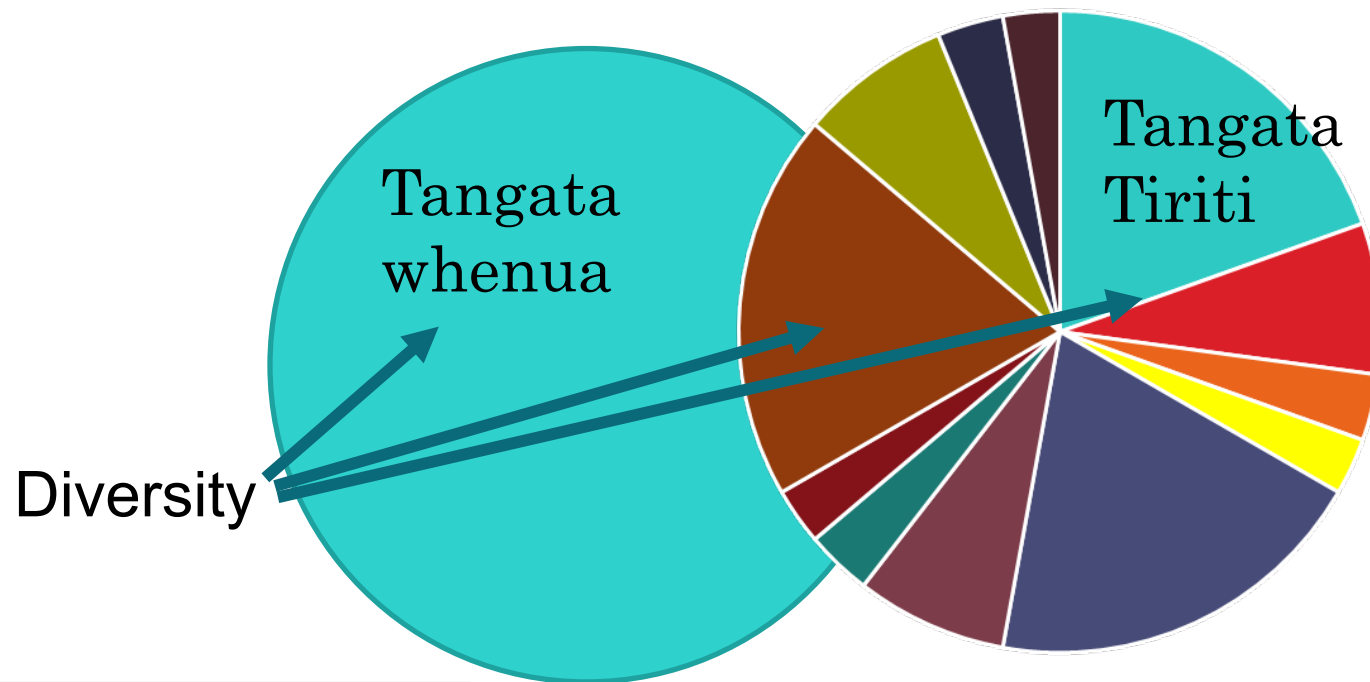
How accepting of diversity? Education

Feeling comfortable/very comfortable about a new neighbour who was ...	Highest Qual.			
	None	Level 1-4 cert.	Level 5-6 dip.	Level 7/ At least Bach.
from a religious minority	73.9	74.9	76.4	80.2
gay/lesbian/bisexual/transgender	70.5	74.4	76.1	80.0
a racial/ethnic minority	67.8	73.1	74.6	84.1
had a mental illness	52.9	50.9	52.2	53.1
a new migrant	71.7	74.3	77.1	84.6

Source: NZ General Social Survey 2014



Inverting the 'host'



Contact



CaDDANZ

Capturing the Diversity Dividend
of Aotearoa/New Zealand





What are we interested in?

- How do Māori understand diversity? How does this vary by social and ethnic context?
- How has colonialism and displacement influenced Māori attitudes about migration and migrants?
- What are Māori aspirations to manaaki?
- What sorts of relationships do Māori want with migrants? Does it matter *which* migrants?
- What does a Treaty-based approach to diversity look like?
- How can shared benefits be created at the Māori-migrant interface?



Exploring diversity from an Indigenous standpoint

Superdiverse
High Maori %
High NZDep(10)

'2 peoples'
High Maori %
High NZDep(10)

'2 peoples'
Med Maori %
Med NZDep(5)

Diverse
Low Maori %
Low NZDep(3)





*Kotahi te kohao o te ngira e kuhuna ai te miro ma, te
miro pango, te miro whero*

*There is but one eye of the needle through which the
white, red and black threads must pass*

Nā Kīngi Potatau Te Wherowhero